



QUARTERLY JOURNAL OF INFORMATION

Issue Q3.15

Sep 2015

Welcome to Clamps Incorporated Newsletter
"Clamps Tech"

National Industrial Fastener
& Mill Supply Expo



October 21-23, 2015
Sands Expo Center, Las Vegas, NV USA

Visit Us At
Booth 1843

Saddle Material Specifications

- **Guillotine Single Edge Closed End Saddle, (U & UF Series)**
 - C1008-1001-H.R.P.O.
 - 13 & 11 Gauge Material
 - Optional Material - 304 S.S.
- **Double Edge Open End Saddle, (AC, PC, UDO & UFDO Series)**
 - C1008-1001-H.R.P.O.
 - 13 & 11 Gauge Material
 - Optional Material - 304 S.S. (UDO & UFDO Only)

- **Double Edge Closed End Saddle, (UD & UFD Series)**
 - C1008-1001-H.R.P.O.
 - 11 Gauge Material

Finish Options

Plain, Clear Zinc, Yellow Zinc, Black Zinc, Black Paint, Chrome and to your specifications.

WWW.CLAMPSINC.COM



Our Website is optimized for
Tablet & Mobile

Please join us next quarter
Thank You, Clamp Tech
techinfo@clampsinc.com

Want to Opt-Out?
Please click "reply & send"
in your email program

Styles of Saddle for U-Bolt Clamps

Clamps Incorporated offers three styles of saddles for U-bolt clamps.

- Guillotine Single Edge Closed End Saddle
- Double Edge Open End Saddle
- Double Edge Closed End Saddle


The selection of which clamps is right for you is based on your individual application and specifications. Factors to consider are sealing, holding force, deformation, assembly, appearance and price. Below is a pictorial that shows the different saddle styles.

Note: 7.00" & 8.00" Available w/Cast Aluminum Saddle which is not presented here. Contact us for details.

Guillotine Single Edge Closed End Saddle

Quick Specifications - U & UF Series

| | |
|-----------------------|-----------------------|
| Diameter Size Range : | 2.00" to 6.00" |
| U-Bolt Diameter: | 3/8-16 Round and Flat |




Single Edge
Closed End

Double Edge Open End Saddle

Quick Specifications -AC, PC, UDO & UFDO Series

| | |
|-----------------------|--|
| Diameter Size Range : | 0.50" to 6.00" |
| U-Bolt Diameter: | 1/4-20 Round 5/16-18 Round 3/8-16 Round and Flat |




Double Edge
Open End

Double Edge Closed End Saddle

Quick Specifications - UD & UFD Series

| | |
|-----------------------|-----------------------|
| Diameter Size Range : | 3.00" to 6.00" |
| U-Bolt Diameter: | 3/8-16 Round and Flat |



Double Edge
Closed End



5960 American Road East
Toledo, OH 43612
Ph. / 419.729.2141
Ph. / 800.837.0141
Fax / 419.729.5776



www.clampsinc.com